


# PQA

turbine pump with  
high performance  
technopolymer pump body  
with peripheral impeller  
and lateral suction



## RANGE OF PERFORMANCE

Capacity up to 296 ft  
Head up to 13 ft

## LIMITS OF USE

Manometric suction lift up to 26 ft  
Liquid temperature up to 194°F  
Environment temperature up to 104°F

## CONSTRUCTION AND SAFETY STANDARDS

EN 60034-1  
IEC 34-1  
CEI 2-3



## INSTALLATION AND USE

They are recommended for pumping clean water without abrasive particles and liquids that are chemically non aggressive to the materials from which the pump is made. **NON-FERROUS CONSTRUCTION WITH WETTED PARTS IN HIGH PERFORMANCE TECHNOPOLYMER AND BRASS TO ELIMINATE THE POSSIBILITY OF CORROSION. CONSEQUENTLY THEY ARE RECOMMENDED FOR INDUSTRIAL APPLICATIONS INCLUDING COOLING, CONDITIONING AND BOILER FEED.**

It is recommended to install the pumps in enclosed, or at least protected against inclement weather.

**GUARANTEE 2 YEAR** subject to our general terms of sale.

## CONSTRUCTION CHARACTERISTICS

- **PUMP BODY:** high-performance technopolymer with metal threaded port insert ISO 228-1 for secure pipe connection without damage to the pump body.
- **BODY BACK-PLATE:** brass .
- **MOTOR BRACKET (patent n° 1289150):** aluminium with brass insert; eliminates seizure of the impeller after long periods of inactivity.
- **IMPELLER:** brass, of the type with radial peripheral vanes.
- **MOTOR SHAFT:** stainless steel EN 10088-3 - 1.4104.
- **MECHANICAL SEAL:** ceramic - graphite - NBR.
- **ELECTRIC MOTOR:** the pumps are close-coupled to a carefully matched PEDROLLO electric motor, quiet running, totally enclosed fan cooled (TEFC), suitable for continuous duty.  
**PQA:** single-phase 115 or 230V - 60 Hz with capacitor and thermal overload protector.  
**PQA:** three-phase 230/460 V - 60 Hz.
- **INSULATION:** class F. • **PROTECTION:** IP 44.

• REGISTERED MODEL

## OPTIONS ON REQUEST

- pump shaft in stainless steel EN 10088-3 - 1.4401 (AISI 316)
- special mechanical seal
- protection IP 55
- other voltages or frequency 60 Hz

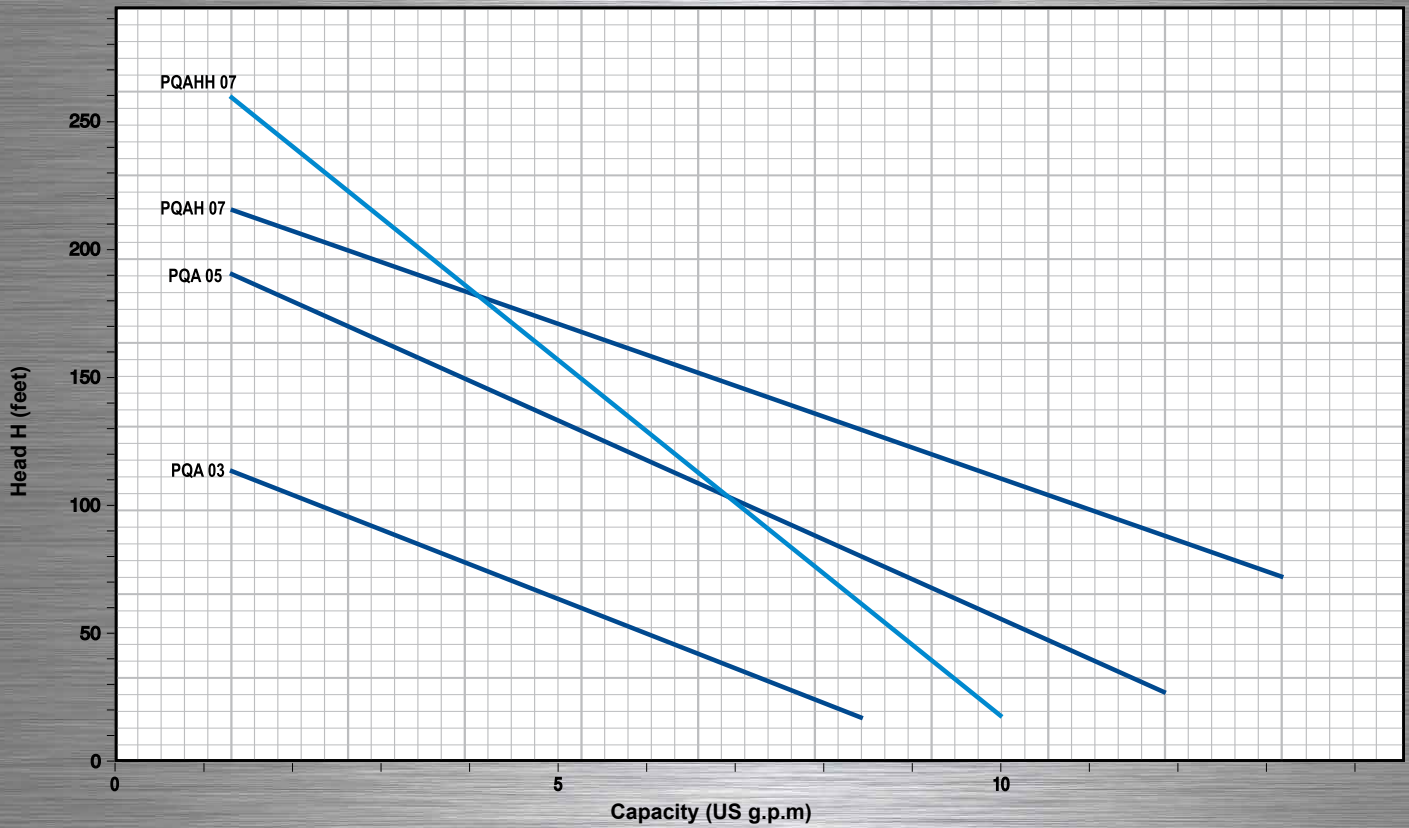


tech.support (954) 474 9090

www.pedrollousa.com

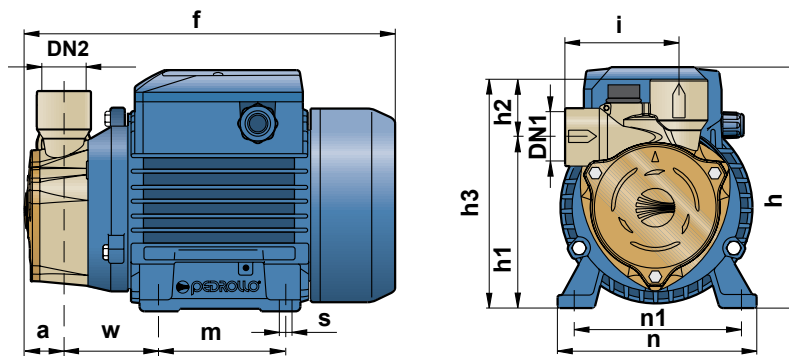


customerservice@pedrollousa.com



MODEL		HP	CAPACITY GPM	H Feet												
1 PH	3 PH			0	0.5	1.2	2.7	4	5.2	6.6	8	8.5	10	12	13	
PQA 03	PQA 03	0.33	H Feet	131	125	115	95	77	59	41	23	16				
PQA 05	PQA 05			214	204	191	171	149	130	108	89	79	54	26		
PQAH 05	PQAH 05			214		204	187	171	154	138	123	117	97	74	59	
PQA 07	PQA 07			230	217	204	184	163	141	122	102	92	67	39		
PQAH 07	PQAH 07			230		217	200	184	168	151	136	130	123	87	72	
PQAHH 07	PQAHH 07			296	283	260	223	186	149	112	76	61	16			

DIMENSIONS AND WEIGHTS



MODEL		DISCH		DIMENSIONS INCHES												LBS	
1 PH	3PH	DN1	DN2	a	f	h	h1	h2	h3	i	m	n	n1	w	s	1~	3~
PQA 60	PQA 60	1/2"	1/2"	1.0	8.9	6.0	4.1	1.3	5.4	2.9	3.1	4.7	3.9	2.2	0.3	16.6	10.6
PQA 70	PQA 70						4.6									22.7	20.5
PQA 72	PQA 72	1"	1"	1.1	10.2	7.0	4.8	1.2	5.9	3.3	3.5	5.4	4.4	2.4	0.3	22.9	20.7
PQA 80	PQA 80	1/2"	1/2"				4.6									1.3	2.9
PQA 82	PQA 82	1"	1"	1.1	10.2	7.0	4.8	1.2	5.9	3.3	3.5	5.4	4.4	2.4	0.3	23.2	21.0
PQA 90	PQA 90	1/2"	1/2"				4.8									1.4	6.1