


# PQ-Bz

pump with peripheral impeller



## RANGE OF PERFORMANCE

Capacity up to 139 gpm  
Head up to 180 ft.

## LIMITS OF USE

Liquid temperature up to + 194°F  
Environment temperature up to + 104°F

## CONSTRUCTION AND SAFETY STANDARDS

EN 60034-1  
IEC 34-1  
CEI 2-3



## INSTALLATION AND USE

They are recommended for pumping clean water without abrasive particles and liquids that are chemically non aggressive to the materials from which the pump is made. **THE NON-FERROUS CONSTRUCTION GUARANTEES AGAINST RUST AND OXIDATION. THE COMPACT DESIGN AND HYDRAULIC CHARACTERISTICS SUIT INDUSTRIAL APPLICATIONS INCLUDING COOLING AND CONDITIONING SYSTEMS.**

It is recommended to install the pumps in enclosed places, or at least protected against inclement weather.

**GUARANTEE 2 YEAR** subject to our general terms of sale.

## CONSTRUCTION CHARACTERISTICS

- **PUMP BODY:** bronze, with threaded ports.
- **MOTOR BRACKET** (patent n° 1289150) PK-Bz, PQ-Bz: aluminium with brass front insert.
- **IMPELLER:** PQ-Bz: brass.
- **MOTOR SHAFT:** stainless steel AISI 316.
- **MECHANICAL SEAL:** ceramic - graphite - VITON.
- **ELECTRIC MOTOR:** induction motor, for continuous duty.  
**Single-phase:** 115 V or 230 V - 60 Hz with capacitor and thermal overload protector.  
**Three-phase:** 230/460 V - 60 Hz.
- **INSULATION:** class F. • **PROTECTION:** IP 44.

## OPTIONS ON REQUEST

- special mechanical seal
- other voltages or frequency 50 Hz
- protection IP 55
- for liquids with higher temperatures
- for environments with higher temperatures



tech.support (954) 474 9090

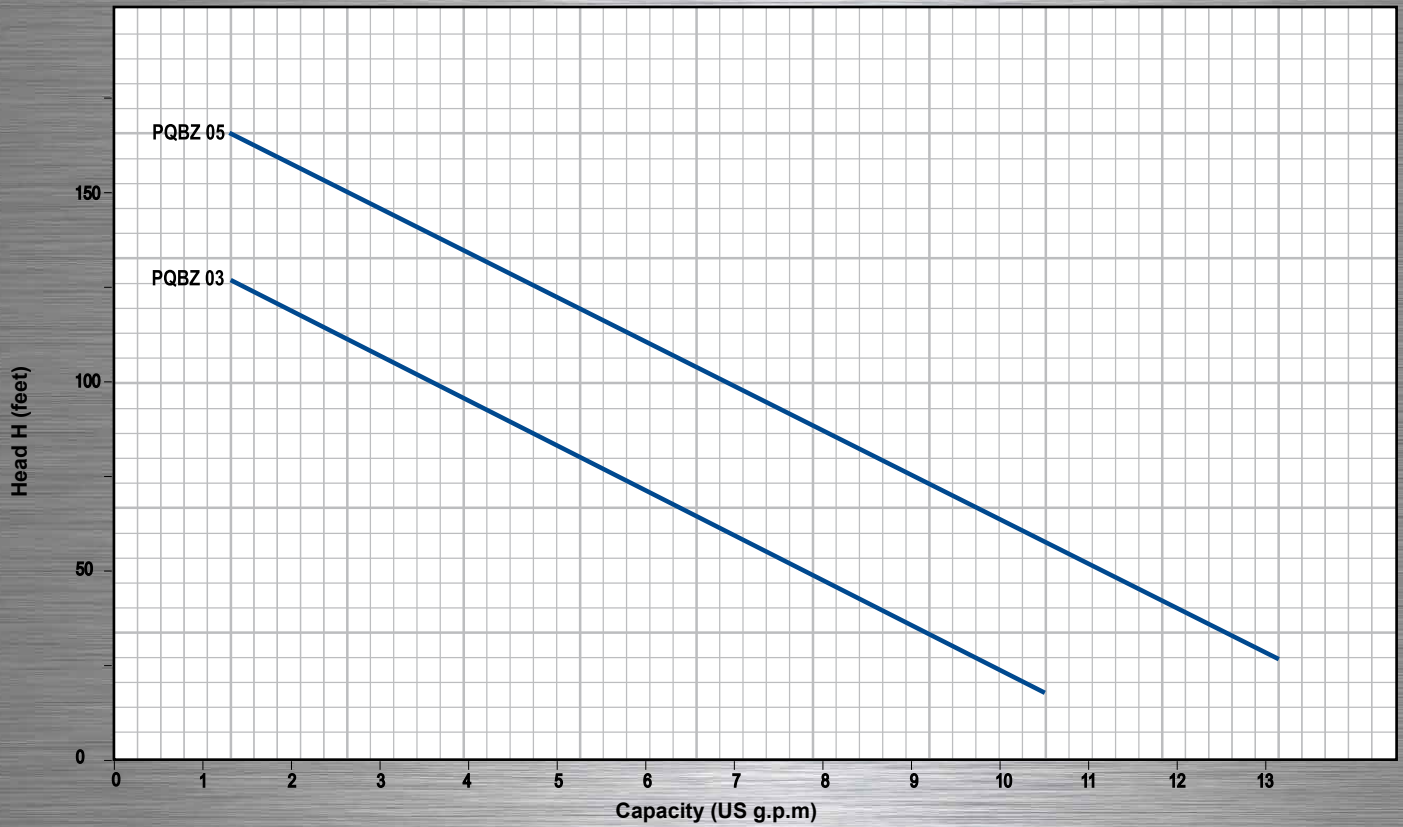


www.pedrollousa.com



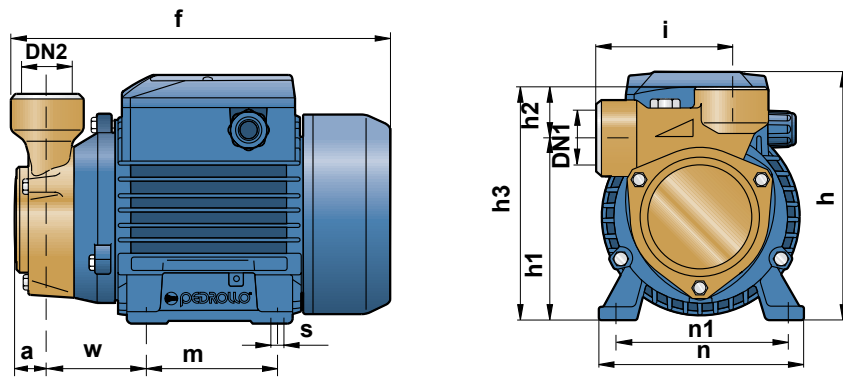
customerservice@pedrollousa.com

CURVES AND PERFORMANCE DATA



MODEL		HP	CAPACITY GPM	0	1.3	2.6	3.9	5.2	6.6	7.9	9.2	10.5	13.2
1 PH	3 PH			H Feet									
PQBZ 03	PQBZ 03	0.33		131	124	110	95	78	64	49	32	16	
PQBZ 05	PQBZ 05	0.5		181	164	149	133	118	101	88	72	55	26

DIMENSIONS AND WEIGHTS



MODEL		DISCH		DIMENSIONS INCHES													LBS	
1 PH	3PH	DN1	DN2	a	f	h	h1	h2	h3	i	m	n	n1	w	s	1~	3~	
PQBZ 03	PQBZ 03	1"	1"	1.7	9.5	5.9	2.4	2.9	5.4	0.7	3.1	4.7	3.9	2.1	0.2	11.7	11.7	
PQBZ 05	PQBZ 05	1"	1"	1.9	10.2/9.8		2	3.1	5.6						0	17.0	14.1	