



# CRI1

## Parts List & Kits

---

### Contents

Parts List  
Spare Part Kits  
Accessories  
Special Tools  
Standard Tools  
Tools for Torques



## Parts List

Pos. No.	Part Description	Model	Stages	No. Used	Comments/Dimensions	Material Number	Included in Kits?
1	Adapter for Motor Stool				For NEMA, 213/215TC, 7.5 - 10HP	96476208	NO
2	Motor Stool		3/2-19	1	NEMA, 56C, 1/3 - 2HP	96436510	NO
			21-27		NEMA, 182/184TC, 3 - 5HP	96436511	NO
					Add Pos. 1, NEMA, 213TC, 7.5 - 10HP	96436511	NO
			3/2-11	1	IEC, F85, MG 71, .37 - .55kW	96436506	NO
			12-23	1	IEC, F100, MG 80, .75 - 1.1kW	96436507	NO
			24-36		IEC, F115, MG 90, 1.5 - 2.2kW	96436508	NO
					IEC, F130, MG 100/112, 3.0 - 4.0 kW	96436509	NO
					IEC, F265, MG132, 5.5 - 7.5kW	96436514	NO
4	Chamber, Complete with Pos.45 & 65		3/2-36	^^^	PTFE Pos.45	96439480	NO
4a	Chamber Cpl. w/Pos.45 & 65 & Brg.		3/2-36	^^^^	Silicon Carbide Bearing, PTFE Pos.45	96439475	Yes
	Chamber Cpl. w/Pos.45 & 65 & Brg. (option)		3/2-36	^^^^	Bronze Bearing, PTFE Pos.45	96440612	Yes
	Chamber Cpl. w/Pos.45 & 65 & Brg. (option)		3/2-36	^^^^	Graflon Bearing, PTFE Pos.45	96440615	Yes
5a	Chamber, Bottom Complete with Pos.45 & 65		3/2-36	1	PTFE Pos.45	96439484	NO
6	Base		3/2-17	1	Flexi -Clamp / Oval, Stainless (max 232 PSI)	96438394	NO
			3/2-36	1	For Flanges JIS, FGJ, ANSI, Stainless (Max 362 PSI)	96438328	NO
			3/2-36	1	Victualic (PJE) 1.25", Stainless (Max 362 PSI)	96436851	NO
7	Coupling Guard			2	IEC, F85-F100	96438136	NO
				2	NEMA-56C, IEC-F115,130, & 265	96438137	NO
					NEMA, 182-215TC	96438138	NO
7a	Screw for Coupling Guard		3/2-36	4	M4 x 8mm	96488481	NO
9	Allen Screw		3/2-19	4	M6 x 20mm, Delta Seal	00ID7899	Yes
			21-27	4	M8 x 25mm, Delta Seal	00ID7900	Yes
					M10 x 25mm, Delta Seal	00ID7901	Yes
10	Shaft Pin		3/2-36	1	ø5 x 26mm	310192	Yes
10a	Coupling Half		3/2-19	2	NEMA, 56C, 1/3 - 2HP. ø15.8 / ø12	410108	Yes
			21-27	2	NEMA, 182/184TC, 3-5HP. ø28.5/ø12	410109	Yes
					NEMA, 213TC, 7.5-10HP. ø34.9/ø12	96472175	Yes
			3/2-11	2	IEC, F85, MG71, .37-.55kW. ø14/ø12	410041	Yes
			12-23	2	IEC, F100, MG80, .75-1.1kW. ø19/ø12	410043	Yes
			24-36	2	IEC, F115, MG 90, 1.5-2.2kW. ø24/ø12	410045	Yes
					IEC, F130, MG100/112, 3-4 kW.ø28/ø12	410047	Yes
					IEC, F265, MG132, 5.5-7.5kW. ø38/ø12	410115	Yes
12	Oval Flange for Flexi Base		3/2-17	2	Painted CI, 1" -11.5 NPT (max 232 PSI)	96468333	Yes
			3/2-23	2	Painted CI, RP 1" BSP DIN (max 232 PSI)	400173	NO
	Oval Flange for Flexi Base (option)		3/2-17	2	Stainless, 1" -11.5 NPT (max 232 PSI)	96468336	Yes
			3/2-23	2	Stainless, RP 1" BSP DIN (max 232 PSI)	96437814	NO
12a	Adapter Flg. for ANSI pos. 201/Flexi Base (option)		3/2-17	2	Stainless, (max 232 PSI)	96437818	Yes
12b	Pipe Stub for Clamp/Flexi Base (option)		3/2-17	2	Stainless, Internal 1" -11.5 NPT (max 232 PSI)	400182	Yes
			3/2-17	2	Stainless, Internal 1.25" -11.5 NPT (max 232 PSI)	410279	Yes
			3/2-17	2	Stainless, External 2" -11.5 NPT (max 232 PSI)	96468338	Yes
12c	Clamp for Flexi Base & pos. 12b (option)		3/2-17	4	Stainless, (max 232 PSI)	00ID7194	Yes
18	Priming/Vent Plug		3/2-36	*	G 1/2A, NV24 with NV9 x M8 stem	405150	NO
23	Plug		3/2-36	**	G 1/2A, w/1/4"port, NV24	91120659	NO
	Plug (option)		3/2-36	**	G 1/2A, Solid no port, NV24	370025	NO
23c	Pipe Plug for Pos.23 & 25 with hollow stem		3/2-36	**	1/4" NPT,SS SQHD	00ID7216	NO
25	Drain/Priming Plug Cpl. with O-rings		3/2-36	1	G 1/2A, NV24 w/NV9 x M8 stem, EPDM	96440611	NO
			3/2-36	1	G 1/2A, NV24 w/NV9 x M8 stem, FKM	96446891	NO
	Drain/Priming Plug Cpl. with O-rings (option)		3/2-36	1	G 1/2A, NV24 w/NV9 x M8 stem, FXM	96460009	NO
			3/2-36	1	G 1/2A, NV24 w/NV9 x M8 stem, FFKM	96475474	NO
	Dr./Pr. Plug Cpl. for gauge, w/O-rings (option)		3/2-36	1	G 1/2A, NV24 w/NV9 x M8 hollow stem, EPDM	96527050	NO
			3/2-36	1	G 1/2A, NV24 w/NV9 x M8 hollow stem, FKM	96527051	NO
			3/2-36	1	G 1/2A, NV24 w/NV9 x M8 hollow stem, FXM	96549174	NO
			3/2-36	1	G 1/2A, NV24 w/NV9 x M8 hollow stem, FFKM	96527052	NO
26	Staybolt		3/2-3	4	M12 x 151mm	414004	NO
			4	4	M12 x 169mm	404007	NO
			5	4	M12 x 187mm	404008	NO
			6	4	M12 x 205mm	414006	NO
			7	4	M12 x 223mm	404010	NO
			8	4	M12 x 241mm	404011	NO
			9	4	M12 x 259mm	414008	NO
			10	4	M12 x 277mm	404013	NO
			11	4	M12 x 294mm	96442754	NO
			12	4	M12 x 313mm	414010	NO
			13	4	M12 x 330mm	96442760	NO
			15	4	M12 x 367mm	414012	NO
			17	4	M12 x 402mm	96442762	NO
			19	4	M12 x 439mm	404022	NO
			21	4	M12 x 475mm	414016	NO
			23	4	M12 x 511mm	404026	NO
			25	4	M12 x 546mm	96442765	NO
			27	4	M12 x 583mm	404030	NO
			30	4	M12 x 637mm (50Hz.)	414022	NO
			33	4	M12 x 691mm (50Hz.)	96442777	NO
			36	4	M12 x 745mm (50Hz.)	96442778	NO

Due to part changes over time, all position numbers (1-203) may not be used.

This column indicates which pump model uses the spare part. If blank, the part is used in all models.

# Parts List & Kits **CRI1**

## Parts List

Pos. No.	Part Description	Model	Stages	No. Used	Comments/Dimensions	Material Number	Included in Kits?
26	Staybolt (Cool Top®, Back-to-Back & Tandem Seal Option)		3/2-3	4	M12 x 265mm	96442753	NO
			4	4	M12 x 286mm	414009	NO
			5	4	M12 x 294mm	96442754	NO
			6	4	M12 x 319mm	96442756	NO
			7	4	M12 x 340mm	414011	NO
			8	4	M12 x 349mm	404017	NO
			9	4	M12 x 367mm	414012	NO
			10	4	M12 x 385mm	404019	NO
			11	4	M12 x 402mm	96442762	NO
			12	4	M12 x 427mm	96442763	NO
			13	4	M12 x 436mm	96458181	NO
			15	4	M12 x 475mm	414016	NO
			17	4	M12 x 511mm	404026	NO
			19	4	M12 x 546mm	96442765	NO
			21	4	M12 x 583mm	404030	NO
			23	4	M12 x 618mm	96442767	NO
			25	4	M12 x 655mm	96458442	NO
			27	4	M12 x 691mm	96442777	NO
			30	4	M12 x 745mm (50Hz.)	96442778	NO
			33	4	M12 x 799mm (50Hz.)	96442779	NO
			28	Motor Bolt		3/2-19	4
21-27	4	NEMA, 182/184TC, 3 - 5HP.UNC1/2" x 25mm				00ID1840	NO
	4	NEMA, 213TC, 7.5 -10HP. UNC 1/2" x 1.25"				91128631	NO
3/2-11	4	IEC, F85, MG71, .37- .55kW. M6 x 20mm				00ID8022	NO
12-23	4	IEC, F100, MG80,.75-1.1kW. M6 x 25mm				00ID8023	NO
	4	IEC, F115, MG 90, 1.5-2.2kW. M8 x 20mm				00ID8024	NO
	4	IEC, F130, MG100/112, 3-4 kW. M8 x 25mm				00ID8025	NO
	4	IEC, F265, MG132, 5.5-7.5kW. M12 x 45mm				00ID7914	NO
3/2-17	4	M10 x70mm, 8.8, A4, DIN931				96447227	Yes
3/2-17	4	M10 x 60mm, A4, DIN931				96447228	Yes
35b	Screw for Clamp Pos. 12c (Flexi option)		3/2-17	4	M8 x 40mm - A2, RR DIN933	00ID7188	Yes
35c	Nut for Screw Pos. 35b for Clamp Pos.12c (Flexi option)		3/2-17	4	M8, 3045S	00ID7187	Yes
36	Staybolt Nut		3/2-36	4	19mm x M12, Delta Seal	00ID7917	NO
36b	Nut for Screw Pos. 35 Oval Flange (Flexi option)		3/2-17	4	M10, 316SS w/Delta Seal	96438757	Yes
37	Sleeve O-ring		3/2-36	◆◆	EPDM, ø137.5 x 3.3mm	96438743	Yes
			3/2-36	◆◆	FKM, ø137.5 x 3.3mm	96438744	Yes
37b	Sleeve O-ring (option)		3/2-36	◆◆	FKM, ø137.5 x 3.3mm	96458109	Yes
	Sleeve O-ring (option)		3/2-36	◆◆	FFKM, ø136.12 x 3.53mm	96466718	Yes
38	Drain Plug O-ring		3/2-36	1	EPDM, ø16.3 x 2.4mm	00ID1288	Yes
			3/2-36	1	FKM, ø16.3 x 2.4mm	00ID2231	Yes
			3/2-36	1	FFKM, ø16.3 x 2.4mm	96428162	Yes
	Drain Plug O-ring (option)		3/2-36	1	FKM, ø16.3 x 2.4mm	96442869	Yes
39	Gasket for Oval Flange		3/2-17	2	95 x 55 x ø35 x 2mm, KLINGERSIL C4430	400189	Yes
39b	O-ring for Clamp,Thread stub-Union-& FGJ Flange (option)		3/2-17	2	EPDM, ø44.45 x 3.53mm	96407726	Yes
			3/2-17	2	FKM, ø44.45 x 3.53mm	96411713	Yes
45	Neck Ring		3/2-36	# stgs	ø41.3 x ø30.6 x .75mm, PTFE	400003	Yes
47a	Brg. Ring/Spacer		3/2-36	^^^^	SIC 150, ø17.37 x ø13.10 x ø10.9 x 13mm	96437488	Yes
			3/2-36	^^^^	TC, ø15.92 x ø13.10 x ø10.9 x 9.7mm	400041	Yes
49	Impeller		3/2-36	# stgs	ø73.6 x ø30.6 x 9.1mm (back-plate .5mm)	96440325	NO
50a	Top Guide Vane		3-36	1		96457637	NO
			3/2	1		96478562	NO
51	Shaft, Complete		3/2-3	1	ø12 x 160.5mm	96439607	NO
			4	1	ø12 x 180.5mm	96440386	NO
			5	1	ø12 x 196.5mm	96440387	NO
			6	1	ø12 x 214.5mm	96440388	NO
			7	1	ø12 x 234.5mm	96440389	NO
			8	1	ø12 x 250.5mm	96440390	NO
			9	1	ø12 x 268.5mm	96440391	NO
			10	1	ø12 x 288.5mm	96440392	NO
			11	1	ø12 x 304.5mm	96440393	NO
			12	1	ø12 x 322.5mm	96440394	NO
			13	1	ø12 x 342.5mm	96440395	NO
			15	1	ø12 x 376.5mm	96440396	NO
			17	1	ø12 x 412.5mm	96440398	NO
			19	1	ø12 x 450.5mm	96440400	NO
			21	1	ø12 x 484.5mm	96440401	NO
			23	1	ø12 x 520.5mm	96440403	NO
			25	1	ø12 x 556.5mm	96440405	NO
			27	1	ø12 x 592.5mm	96440406	NO
			30	1	ø12 x 646.5mm (50Hz.)	96440408	NO
			33	1	ø12 x 700.5mm (50Hz.)	96440410	NO
			36	1	ø12 x 754.5mm (50Hz.)	96440411	NO

Due to part changes over time, all position numbers (1-203) may not be used.

This column indicates which pump model uses the spare part. If blank, the part is used in all models.

## Parts List

Pos. No.	Part Description	Model	Stages	No. Used	Comments/Dimensions	Material Number	Included in Kits?				
51	Shaft, Cpl. (Cool Top®, Back-to-Back & Tandem Seal option)		3/2-3	1	Ø12 x 265.5mm	96457560	NO				
				4	Ø12 x 285.5mm	96457561	NO				
				5	Ø12 x 301.5mm	96457562	NO				
				6	Ø12 x 319.5mm	96457563	NO				
				7	Ø12 x 339.5mm	96457564	NO				
				8	Ø12 x 355.5mm	96457565	NO				
				9	Ø12 x 373.5mm	96457566	NO				
				10	Ø12 x 393.5mm	96457567	NO				
				11	Ø12 x 409.5mm	96457568	NO				
				12	Ø12 x 427.5mm	96457569	NO				
				13	Ø12 x 447.5mm	96457570	NO				
				15	Ø12 x 481.5mm	96457571	NO				
				17	Ø12 x 517.5mm	96457573	NO				
				19	Ø12 x 555.5mm	96457575	NO				
				21	Ø12 x 589.5mm	96457576	NO				
				23	Ø12 x 625.5mm	96457578	NO				
				25	Ø12 x 661.5mm	96457580	NO				
				27	Ø12 x 697.5mm	96457581	NO				
				30	Ø12 x 751.5mm (50Hz.)	96457583	NO				
				33	Ø12 x 805.5mm (50Hz.)	96457585	NO				
				36	Ø12 x 859.5mm (50Hz.)	96457586	NO				
				55	Outer Sleeve		3/2-3	1	Ø138 x 44.6mm	96437865	NO
								4	Ø138 x 62.6mm	96440010	NO
								5	Ø138 x 80.6mm	96441510	NO
								6	Ø138 x 98.6mm	96439999	NO
								7	Ø138 x 116.6mm	96441511	NO
								8	Ø138 x 134.6mm	96441513	NO
9	Ø138 x 152.6mm	96440000	NO								
10	Ø138 x 170.6mm	96441514	NO								
11	Ø138 x 188.6mm	96441516	NO								
12	Ø138 x 206.6mm	96440001	NO								
13	Ø138 x 224.6mm	96441517	NO								
15	Ø138 x 260.6mm	96440002	NO								
17	Ø138 x 296.6mm	96441520	NO								
19	Ø138 x 332.6mm	96441521	NO								
21	Ø138 x 368.6mm	96440004	NO								
23	Ø138 x 404.6mm	96441524	NO								
25	Ø138 x 440.6mm	96441525	NO								
27	Ø138 x 476.6mm	96440006	NO								
30	Ø138 x 530.6mm (50Hz.)	96440007	NO								
33	Ø138 x 584.6mm (50Hz.)	96440008	NO								
36	Ø138 x 638.6mm (50Hz.)	96439652	NO								
56	Base Plate (Low) for PJE / Flexi-clamp Pos.6		2-36					1	Cast Iron	96438133	NO
								1	Cast Iron	96438132	NO
								1	Cast Stainless	96437870	NO
								1	Cast Stainless	96437868	NO
	B. P. (High) for Flexi-clamp w/ANSI/DIN/JIS Pos.6		2-36					1	Cast Iron	96438132	NO
								1	Cast Stainless	96437870	NO
				1	Cast Stainless	96437868	NO				
				1	Cast Stainless	96437868	NO				
	Base Plate N (Low) for PJE / Flexi-clamp Pos.6		2-36	1	Cast Iron	96438133	NO				
				1	Cast Stainless	96437870	NO				
				1	Cast Stainless	96437868	NO				
				1	Cast Stainless	96437868	NO				
	B. P. N (High) for Flexi-clamp w/ANSI/DIN/JIS Pos.6		2-36	1	Cast Iron	96438132	NO				
				1	Cast Stainless	96437870	NO				
				1	Cast Stainless	96437868	NO				
				1	Cast Stainless	96437868	NO				
60	Stack Compression Spring		3/2-36	1	Ø136 x 3.5mm	96439662	NO				
64	Spacing Pipe		2-36	^^^	Ø15.85 x Ø12.85 x 17.52mm	400035	NO				
64a	Spacing Pipe		3/2-36	1	Ø15.85 x Ø12.85 x 4.5mm	96440292	Yes				
				1	Use with TC Pos.47a, Ø15 x Ø12.7 x 7.8mm	400016	Yes				
64c	Clamp, Splined		3/2-36	1	Ø15 x Ø13.10 x Ø10.9 x 13mm	96439668	Yes				
65	Neck Ring Retainer		3/2-36	# stgs	Ø43.5 x Ø34.0 x 3.6mm	96438746	Yes				
66	Lock Washer Set for Shaft		3/2-36	1	Ø13.5 x Ø8.2 x 2.6mm	96417297	Yes				
66a	Washer for Staybolt		3/2-36	4	DIN 125A, Ø24 x Ø13 x 2.5mm, Delta Seal	96430377	NO				
67	Lock Nut for Shaft		3/2-36	1	13mm x M8	00ID2061	Yes				
69	Spacing Pipe		3/2	1	Ø15.85 x 12.85 x 18.0mm	400125	NO				
76	Nameplate		3/2-36	1	304SS, Ø3 x 45mm	96439820	NO				
76a	Rivet for Nameplate		3/2-36	2	304SS, Ø3 x 5mm	96022882	NO				
77	Pump Head Cover for Motor Stool Pos.2		3/2-36	1	Cast Stainless	96436340	NO				
77a	Pump Head Cover for Back-to-Back & Tandem Seal		3/2-36	1	Cast Stainless	96456293	NO				
77a	Pump Head Cover for Cool Top® (option)		3/2-36	1	Cast Stainless	96456294	NO				
79	Disc / Plate for Cool Top®		3/2-36	■	Stainless	96456296	NO				
100	Priming/Vent Plug O-ring		3/2-36	1	EPDM, Ø16.3 x 2.4mm	00ID1288	Yes				
				1	FKM, Ø16.3 x 2.4mm	00ID2231	Yes				
100a	Priming/Vent Plug O-ring (option)		3/2-36	1	FFKM, Ø16.3 x 2.4mm	96428162	Yes				
				1	FKM, Ø16.3 x 2.4mm	96442869	Yes				
102	O-ring for Pos. 105b Back-to-Back		3/2-36	1	EPDM, Ø18 x 2.5mm	00ID2041	Yes				
				1	FKM, Ø17.86 x 2.62mm	00ID2187	Yes				
				1	FFKM, Ø17.86 x 2.62mm	96440281	NO				
				1	FKM, Ø17.86 x 2.62mm	96472584	NO				
103	Stationary Seal Ring for 105b Back-to-Back		3/2-36	1	TC, 12mm	980190	NO				
				1	SiC, 12mm	980746	Yes				
				1	TC, 12mm	980163	NO				
104	Rotating Seal Ring for 105b Back-to-Back		3/2-36	1	SiC, 12mm	980733	Yes				
				1	SiC, Carbon with resin-impregnated, FKM	96441879	Yes				
105(b)	Shaft Seal HQBE		3/2-36	1	SiC, Carbon with resin-impregnated, EPDM	96441879	Yes				
				1	SiC, Carbon with resin-impregnated, FKM	96441880	Yes				

Due to part changes over time, all position numbers (1-203) may not be used.

This column indicates which pump model uses the spare part. If blank, the part is used in all models.

# Parts List & Kits CRI1

## Parts List

Pos. No.	Part Description	Model	Stages	No. Used	Comments/Dimensions	Material Number	Included in Kits?
105(b)	Shaft Seal HQBK (option)		3/2-36	***	SiC, Carbon with resin-impregnated, FFKM	96489537	Yes
	Shaft Seal HQQE		3/2-36	***	SiC, SiC, EPDM	96441877	Yes
	Shaft Seal HQQV		3/2-36	***	SiC, SiC, FKM	96441878	Yes
	Shaft Seal HQQF (option)		3/2-36	***	SiC, SiC, FXM	96472620	Yes
	Shaft Seal HQQK (option)		3/2-36	***	SiC, SiC, FFKM	96464381	Yes
	Shaft Seal HUBE		3/2-36	***	TC, Carbon with resin-impregnated, EPDM	96441873	Yes
	Shaft Seal HUBV		3/2-36	***	TC, Carbon with resin-impregnated, FKM	96441874	Yes
	Shaft Seal HUBF (option)		3/2-36	***	TC, Carbon with resin-impregnated, FXM	96481464	Yes
	Shaft Seal HUBK (option)		3/2-36	***	TC, Carbon with resin-impregnated, FFKM	96481463	Yes
	Shaft Seal HUUE		3/2-36	***	TC, TC, EPDM	96441875	Yes
	Shaft Seal HUUV		3/2-36	***	TC, TC, FKM	96441876	Yes
	Shaft Seal HUUF (option)		3/2-36	***	TC, TC, FXM	96475542	Yes
	Shaft Seal HUUK (option)		3/2-36	***	TC, TC, FFKM	96467885	Yes
105b	Shaft Seal/inboard for Back-to-Back OQQE		3/2-36	1	SiC, SiC, EPDM	985200	Yes
	Shaft Seal/inboard for Back-to-Back OQQV		3/2-36	1	SiC, SiC, FKM	985760	Yes
	Shaft Seal/inboard for Back-to-Back OUUE		3/2-36	1	TC, TC, EPDM	985189	NO
	Shaft Seal/inboard for Back-to-Back OOUV		3/2-36	1	TC, TC, FKM	985190	NO
107	O-ring for Pos. 105b Back-to-Back		3/2-36	1	EPDM, $\phi 11.5 \times 4.3\text{mm}$	00ID2040	Yes
			3/2-36	1	FKM, $\phi 11.5 \times 4.3\text{mm}$	00ID2186	Yes
	O-ring for Pos. 105b Back-to-Back (option)		3/2-36	1	FFKM, $\phi 11.5 \times 4.3\text{mm}$	96440282	NO
	O-ring for Pos. 105b Back-to-Back (option)		3/2-36	1	FKM, $\phi 11.5 \times 3.18\text{mm}$	96472618	NO
108	Spring for Pos. 105b Back-to-Back		3/2-36	1	12mm	980195	Yes
109(a)	O-ring for Shaft Seal Pos. 105		3/2-36	1	EPDM, $\phi 21.3 \times 3.0\text{mm}$	00ID1798	Yes
			3/2-36	1	FKM, $\phi 21.2 \times 3.0\text{mm}$	00ID2339	Yes
109b	O-ring for Shaft Seal Pos. 105 (option)		3/2-36	1	FKM, $\phi 22 \times 2.75\text{mm}$	96458111	Yes
	O-ring for Shaft Seal Pos. 105 (option)		3/2-36	1	FFKM, $\phi 23.47 \times 2.62\text{mm}$	96464384	Yes
111	Seal Driver (small) for Pos. 105b Back-to-Back		3/2-36	1		980192	Yes
112	Seal Driver (large) for Pos. 105b Back-to-Back		3/2-36	1		980191	Yes
112a	Seal Drv threaded for 112, Pos. 105b Back-to-Back		3/2-36	1		400203	Yes
113	Set Screw for 112a, for Pos. 105b Back-to-Back		3/2-36	1	3mm x M5 x 6mm	00ID7392	Yes
117	Pipe for Air Vent (option)		3/2-36	1	R 1/2", 316 Stainless	330272	Yes
118	Automatic Air Vent (option)		3/2-36	1	Type AE50S 1/2" BSP, Stainless	96498508	Yes
146	Allen Bolt for 147/148, for Pos. 105b Back-to-Back		3/2-36	1	2.5mm x M3 x 5mm	96462639	Yes
147	Stationary Seal Retainer - Pos. 105b Back-to-Back		3/2-36	1	NV36, 316SS	96457354	NO
148	Seal Retainer Washer - Pos. 105b Back-to-Back		3/2-36	1	316SS, $\phi 36.0 \times \phi 21.6 \times 5.0\text{mm}$	96457355	NO
149	Connecting Pipe for Cool Top®		3/2-36	1	NV36, 316SS, FXM & EPDM	96460414	NO
			3/2-36	1	NV36, 316SS, FXM & FKM	96460415	NO
201	Flange		3/2-36	1	ANSI, DIN, JIS PN40/30K, Cast Iron	96439203	Yes
			3/2-36	1	ANSI, DIN, JIS PN40/30K, Stainless	96439492	Yes
203	Lock Ring for Flange		3/2-36	1	Stainless	96439718	Yes

Due to part changes over time, all position numbers (1-203) may not be used.

This column indicates which pump model uses the spare part. If blank, the part is used in all models.

### NOTES:

- ^^^ 3/2 to 9 stage= # of Stages less 2  
10 to 19 stage= # of stages less 3  
21 to 27 stage = # of stages less 4  
29 to 36 stage = # of stages less 5
- ^^^ 3/2 to 9 stage= use 1  
10 to 19 stage= use 2  
21 to 27 stage = use 3  
29 to 36 stage = use 4
- \* Standard use 1. Back-to-Back or Tandem pump version use 3
- \*\* Standard use 1. Back-to-Back or Tandem pump version use 3
- \*\*\* 1 used in Hxxx (Standard), 2 used in Pxxx (Tandem) pump version
- ◆◆ Standard use 2. Back-to-Back or Tandem pump version use 3
- Standard use 2. Back-to-Back or Tandem pump version use 6

Cool Top® is a registered trademark of Grundfos Pumps

### Key to Symbols

- KITS** ..... Recommended spare part
- ∅ ..... Diameter
- ANSI ..... American National Standards Institute
- CPL ..... Complete Assembly – these parts consist of more than one component
- EPDM ..... Ethylene Propylene (also known as EPR and EPT) – an elastic substance similar to rubber
- FFKM ..... Kalrez Elastomer made by DuPont
- FKM ..... Fluoro Elastomer (generic for Viton)
- FXM ..... Fluoraz Elastomer made by Greene Tweed
- M ..... International standard thread size designation (thread diameter in mm)
- mm ..... Millimeter
- MG ..... Identifies Grundfos motor type/size
- N ..... Stainless
- NBR ..... Buna - N (also known as Nitrile) – an elastic substance similar to rubber
- NEMA ..... National Electrical Manufacturers Association
- PTFE ..... Teflon
- SiC ..... Silicon Carbide
- TC ..... Tungsten Carbide
- UNC ..... Unified National Coarse – a standard for threads on bolts

## Spare Part Kits

Since certain pump parts can be expected to exhibit wear at the same time as related pump parts, they have been grouped into the following kits for your convenience. The numbers indicate the quantity of the part within each kit. Please order these kits using the kit material number at the top of the columns.

CR(I, N)1S, 1, & 3 SiC Bearing						
WEAR PARTS KIT 2-9		Kit No.	96455095			
WEAR PARTS KIT 10-19		Kit No.	96455092			
WEAR PARTS KIT 20-27		Kit No.	96455093			
WEAR PARTS KIT 28-36		Kit No.	96455094			
Pos. No.	Description	Material No.	Qty. Included in each Kit			
4a	Chamber N Cpl. w/Pos.45 & 65 & SiC Bearing	96439476	1	2	3	4
39	Gasket for Oval Flange, 95 x 55 x ø35 x 2mm	400189	2	2	2	2
45	Neck Ring, ø41.3 x ø30.6 x .75mm, PTFE	400003	8	17	24	32
47a	Bearing Ring/Spacer, SiC 150, 13mm	96437488	1	2	3	4
64a	Spacing Pipe, ø15.85 x ø12.85 x 4.5mm	96440292	1	2	3	4
64c	Clamp, Splined, ø15 x ø13.10 x ø10.9 x 13mm	96439668	1	1	1	1
65	Neck Ring Retainer, N, ø43.5 x ø34.0 x 3.6mm	96438746	8	17	24	32
66	Lock Washer Set of 2, ø13.5 x ø8.2 x 2.6mm	96417297	1	1	1	1
67	Lock Nut, 13mm x M8	00ID2061	1	1	1	1

CR(I, N)1S, 1, & 3 Grafion Bearing						
WEAR PARTS KIT 2-9		Kit No.	96460140			
WEAR PARTS KIT 10-19		Kit No.	96455110			
WEAR PARTS KIT 20-27		Kit No.	96455111			
WEAR PARTS KIT 28-36		Kit No.	96455112			
Pos. No.	Description	Material No.	Qty. Included in each Kit			
4a	Chamber N Cpl. w/Pos.45 & 65 & Grafion Brg.	96440615	1	2	3	4
39	Gasket for Oval Flange, 95 x 55 x ø35 x 2mm	400189	2	2	2	2
45	Neck Ring, ø41.3 x ø30.6 x .75mm, PTFE	400003	8	17	24	32
47a	Bearing Ring/Spacer, TC, 9.7mm	400041	1	2	3	4
64a	Spacing Pipe, ø15.85 x ø12.85 x 7.8mm	400016	1	2	3	4
64c	Clamp, Splined, ø15 x ø13.10 x ø10.9 x 13mm	96439668	1	1	1	1
65	Neck Ring Retainer, N, ø43.5 x ø34.0 x 3.6mm	96438746	8	17	24	32
66	Lock Washer Set of 2, ø13.5 x ø8.2 x 2.6mm	96417297	1	1	1	1
67	Lock Nut, 13mm x M8	00ID2061	1	1	1	1

STACK KITS	
Model	Material No.
CR, CR1 1-3/2	96453485
CR, CR1 1-3	96453486
CR, CR1 1-4	96453487
CR, CR1 1-5	96453488
CR, CR1 1-6	96453489
CR, CR1 1-7	96453490
CR, CR1 1-8	96453491
CR, CR1 1-9	96453492
CR, CR1 1-10	96453493
CR, CR1 1-11	96453494
CR, CR1 1-12	96453495
CR, CR1 1-13	96453496
CR, CR1 1-15	96453497
CR, CR1 1-17	96453498
CR, CR1 1-19	96453499
CR, CR1 1-21	96453500
CR, CR1 1-23	96453501
CR, CR1 1-25	96453502
CR, CR1 1-27	96453503
*** CR, CR1 1-30	96453504
*** CR, CR1 1-33	96453505
*** CR, CR1 1-36	96453506

\*\*\*For 50 Hz operation only.

CR(I)1S, 1, & 3 Bronze Bearing						
WEAR PARTS KIT 2-9		Kit No.	96455102			
WEAR PARTS KIT 10-19		Kit No.	96455104			
WEAR PARTS KIT 20-27		Kit No.	96455105			
WEAR PARTS KIT 28-36		Kit No.	96455106			
Pos. No.	Description	Material No.	Qty. Included in each Kit			
4a	Chamber Cpl. w/Pos.45 & 65 & Bronze Bearing	96440612	1	2	3	4
39	Gasket for Oval Flange, 95 x 55 x ø35 x 2mm	400189	2	2	2	2
45	Neck Ring, ø41.3 x ø30.6 x .75mm, PTFE	400003	8	17	24	32
47a	Bearing Ring/Spacer, TC, 9.7mm	400041	1	2	3	4
64a	Spacing Pipe, ø15.85 x ø12.85 x 7.8mm	400016	1	2	3	4
64c	Clamp, Splined, ø15 x ø13.10 x ø10.9 x 13mm	96439668	1	1	1	1
65	Neck Ring Retainer, N, ø43.5 x ø34.0 x 3.6mm	96438746	8	17	24	32
66	Lock Washer Set of 2, ø13.5 x ø8.2 x 2.6mm	96417297	1	1	1	1
67	Lock Nut, 13mm x M8	00ID2061	1	1	1	1

GASKET KIT (EPDM)							Kit No.	96455090	
GASKET KIT (FKM)							Kit No.	96455091	
GASKET KIT (FKM)							Kit No.	96463944	
GASKET KIT (EPDM)-Double Seal option.							Kit No.	96533328	
GASKET KIT (FKM)-Double Seal option.							Kit No.	96533363	
GASKET KIT (FKM)-Double Seal option.							Kit No.	96533364	
GASKET KIT (FKM, & EPDM)-Cool Top® option							Kit No.	96533329	
Pos. No.	Description	Material No.	Qty. Included in each Kit						
37	Sleeve O-ring, EPDM, ø137.5 x 3.3mm	96438743	2				3		1
	Sleeve O-ring, FKM, ø137.5 x 3.3mm	96438744		2				3	
37b	Sleeve O-ring, FXM, ø137.5 x 3.3mm	96458109			2				2
	Sleeve O-ring, FFKM, ø136.12 x 3.53mm	96466718				2			
38, 100(a)	Drain Plug O-ring, EPDM, Ø16.3 x 2.4mm	00ID1288	3				7		4
	Drain Plug O-ring, FKM, Ø16.3 x 2.4mm	00ID2231		3				7	
38, 100a	Drain Plug O-ring, FXM, ø16.3 x 2.4mm	96442869			3				3
	Drain Plug O-ring, FFKM, ø16.3 x 2.4mm	96428162				3			7
109(a)	O-ring for Pos.105(b) & 149, EPDM, Ø21.3 x 3.0mm	00ID1798	1				1		
	O-ring for Pos.105(b) & 149, FKM, Ø21.2 x 3.0mm	00ID2339		1				1	
109b	O-ring for Pos.105(b) & 149, FXM, Ø22.0 x 2.75mm	96458111			1				2
	O-ring for Pos.105(b) & 149, FFKM, Ø23.47 x 2.62mm	96464384				1			

# Spare Part Kits CRI1

## Spare Part Kits (continued)

STANDARD SHAFT SEAL KIT, BALANCED CARTRIDGE <i>(Maximum allowed working PSI is 435)</i> <i>(Tandem Seal option Pumps require 2 of each Seal Kit)</i>		Kit No. 96455088	Kit No. 96455089	Kit No. 96455086	Kit No. 96455087	Kit No. 96455082	Kit No. 96455083	Kit No. 96455084	Kit No. 96455085
Pos. No.	Description	Material No.	Qty. Included in each Kit						
105	HQBE	96441879	1						
	HQBV	96441880		1					
	HQQE	96441877			1				
	HQQV	96441878				1			
	HUBE	96441873					1		
	HUBV	96441874						1	
	HUUE	96441875							1
	HUUV	96441876							1
N/A	Grinding Device Tool for Emery Cloth	370711	1	1	1	1	1	1	1
N/A	Emery Cloth	370712	1	1	1	1	1	1	1

OPTIONAL SHAFT SEAL KIT, BALANCED CARTRIDGE <i>(Maximum allowed working PSI is 435)</i> <i>(Tandem Seal option Pumps require 2 of each Seal Kit)</i>		Kit No. 96491375	Kit No. 96533327	Kit No. 96533326	Kit No. 96533323	Kit No. 96533322	Kit No. 96533325	Kit No. 96533324
Pos. No.	Description	Material No.	Qty. Included in each Kit					
105	HQBK	96489537	1					
	HQQF	96472620		1				
	HQQK	96498109			1			
	HUBF	96481464				1		
	HUBK	96481463					1	
	HUUF	96475542						1
	HUUK	96498108						1
N/A	Grinding Device Tool for Emery Cloth	370711	1	1	1	1	1	1
N/A	Emery Cloth	370712	1	1	1	1	1	1

INBOARD SHAFT SEAL & Gasket KIT, Back-to-Back OQQE INBOARD SHAFT SEAL & Gasket KIT, Back-to-Back OQQV <i>(An HQQx seal kit must also be used for a seal repair)</i>		Kit No. 96533360	Kit No. 96533361
Pos. No.	Description	Material No.	Qty. Included in each Kit
37	Sleeve O-ring, EPDM, $\phi 137.5 \times 3.3\text{mm}$	96438743	3
	Sleeve O-ring, FKM, $\phi 137.5 \times 3.3\text{mm}$	96438744	3
38, 100(a)	Drain Plug O-ring, EPDM, $\phi 16.3 \times 2.4\text{mm}$	00ID1288	7
	Drain Plug O-ring, FKM, $\phi 16.3 \times 2.4\text{mm}$	00ID2231	7
102	O-ring, EPDM, $\phi 18 \times 2.5\text{mm}$	00ID2041	1
	O-ring, FKM, $\phi 17.86 \times 2.62\text{mm}$	00ID2187	1
103	Stationary Seal Ring, SiC, 12mm	980746	1
104	Rotating Seal Ring, SiC, 12mm	980733	1
107	O-ring, EPDM, $\phi 11.5 \times 4.3\text{mm}$	00ID2040	1
	O-ring, FKM, $\phi 11.5 \times 4.3\text{mm}$	00ID2186	1
108	Spring, 12mm	980195	1
109a	O-ring, EPDM, $\phi 21.3 \times 3.0\text{mm}$	00ID1798	1
	O-ring, FKM, $\phi 21.2 \times 3.0\text{mm}$	00ID2339	1
111	Driver for pos.104	980192	1
112	Driver for pos.111	980191	1
112a	Driver for pos.112	400203	1
113	Set Screw for pos.112a	00ID7392	2
146	Allen Bolt for pos.147 & 148, 2.5mm x M3 x 5mm	96462639	3

IEC COUPLING KIT		Kit No. 415060	Kit No. 415061	Kit No. 415062	Kit No. 415063	Kit No. 415065
Pos. No.	Description	Material No.	Qty. Included in each Kit			
9	Allen Screw, M6 x 20mm, Delta Seal	00ID7899	4			
	Allen Screw, M8 x 25mm, Delta Seal	00ID7900		4	4	
	Allen Screw, M10 x 25mm, Delta Seal	00ID7901				4
10	Shaft Pin, $\phi 5 \times 26\text{mm}$ , Stainless	310192	1	1	1	1
10a	Coupling Half, F85, MG71, .37-.55kW. $\phi 14/\phi 12$	410041	2			
	Coupling Half, F100, MG80, .75-1.1kW. $\phi 19/\phi 12$	410043		2		
	Coupling Half, F115, MG 90, 1.5-2.2kW. $\phi 24/\phi 12$	410045			2	
	Coupling Half, F130, MG100/112, 3-4 kW. $\phi 28/\phi 12$	410047				2
	Coupling Half, F265, MG132, 5.5-7.5kW. $\phi 38/\phi 12$	410115				2

**Spare Part Kits** (continued)

<b>NEMA COUPLING KIT</b>					
		<b>ø15.8/ø12</b>	<b>Kit No.</b>	<b>415314</b>	
		<b>ø28.5/ø12</b>	<b>Kit No.</b>	<b>415315</b>	
		<b>ø34.9/ø12</b>	<b>Kit No.</b>	<b>96478700</b>	
Pos. No.	Description	Material No.	Qty. Included in each Kit		
9	Allen Screw, M6 x 20mm, Delta Seal	00ID7899	4		
	Allen Screw, M8 x 25mm, Delta Seal	00ID7900		4	4
	Allen Screw, M10 x 25mm, Delta Seal	00ID7901			
10	Shaft Pin, ø5 x 26mm, Stainless	310192	1	1	1
10a	Coupling Half, 56C, 1/3 - 2HP, ø15.8 / ø12	410108	2		
	Coupling Half, 182/184TC, 3-5HP, ø28.5/ø12	410109		2	
	Coupling Half, 213TC, 7.5-10HP, ø34.9/ø12	96472175			2

<b>FLEXI FLANGE KIT FOR SMALL CR1S, 1, &amp; 3</b>					
		<b>1" Threaded Cast Iron ( 232 PSI Max.)</b>		<b>Kit No.</b>	<b>96468491</b>
Pos. No.	Description	Material No.	Qty. Included in each Kit		
12	Flange, Cast Iron, 1" - 11.5 NPT	96468333	2		
35	Hex Head Bolt, M10 x 70mm, Delta Seal	96447227	4		
36b	Nut, M10, 316SS w/Delta Seal	96438757	4		
39	Gasket , 95 x 55 x ø35 x 2mm, KLINGERSIL C4430	400189	2		

<b>FLEXI FLANGE KIT FOR SMALL CR1S, 1, &amp; 3</b>					
		<b>1" Threaded Stainless ( 232 PSI Max.)</b>		<b>Kit No.</b>	<b>964680850</b>
Pos. No.	Description	Material No.	Qty. Included in each Kit		
12	Flange, Stainless, 1" - 11.5 NPT	96468336	2		
35	Hex Head Bolt, M10 x 60mm, A4, DIN931	96447228	4		
36b	Nut, M10, 316SS w/Delta Seal	96438757	4		
39	Gasket , 95 x 55 x ø35 x 2mm, KLINGERSIL C4430	400189	2		

<b>FLEXI FLANGE KIT FOR SMALL CR1S, 1, 3, &amp; 5</b>					
		<b>1-1/4" Threaded Cast Iron ( 232 PSI Max.)</b>		<b>Kit No.</b>	<b>96470781</b>
Pos. No.	Description	Material No.	Qty. Included in each Kit		
12	Flange, Cast Iron, 1-1/4" - 11.5 NPT	96468335	2		
35	Hex Head Bolt, M10 x 70mm, Delta Seal	96447227	4		
36b	Nut, M10, 316SS w/Delta Seal	96438757	4		
39	Gasket , 95 x 55 x ø35 x 2mm, KLINGERSIL C4430	400189	2		

<b>FLEXI FLANGE KIT FOR SMALL CR1S, 1, 3, &amp; 5</b>					
		<b>1-1/4" Threaded Stainless ( 232 PSI Max.)</b>		<b>Kit No.</b>	<b>96480851</b>
Pos. No.	Description	Material No.	Qty. Included in each Kit		
12	Flange, Stainless, 1" - 11.5 NPT	96468337	2		
35	Hex Head Bolt, M10 x 60mm, A4, DIN931	96447228	4		
36b	Nut, M10, 316SS w/Delta Seal	96438757	4		
39	Gasket , 95 x 55 x ø35 x 2mm, KLINGERSIL C4430	400189	2		

<b>FLEXI CLAMP FLANGE KIT FOR SMALL CR1(N)S, 1, 3, &amp; 5</b>					
		<b>1-1/4" Stainless Flange</b>		<b>Kit No.</b>	<b>96480858</b>
		<b>(Conversion max. allowable operating pressure 232 )</b>		<b>Kit No.</b>	<b>96480859</b>
Pos. No.	Description	Material No.	Qty. Included in each Kit		
12a	Adapter Flg. for ANSI pos.201/Flexi Base (232 PSI)	96437818	2	2	
35	Hex Head Bolt, M10 x 60mm, A4, DIN931	96447228	4	4	
36b	Nut, M10, 316SS w/Delta Seal	96438757	4	4	
39b	O-ring, EPDM, ø44.45 x 3.53mm	96407726	2		
	O-ring, FKM, ø44.45 x 3.53mm	96411713		2	
201	Flange, ANSI, DIN, JIS PN40/30K, Stainless	96439492	2	2	
203	Lock Ring, Stainless	96439718	2	2	

<b>FLEXI CLAMP KIT FOR SMALL CR1S, 1, &amp; 3</b>					
		<b>1" Internal Threaded SS Pipe Stub ( 232 PSI Max.)</b>		<b>Kit No.</b>	<b>96480854</b>
				<b>Kit No.</b>	<b>96480855</b>
Pos. No.	Description	Material No.	Qty. Included in each Kit		
12b	Stainless, Internal 1" -11.5 NPT	400182	2	2	
12c	Clamp for Flexi Base & pos.12b	00ID7194	4	4	
35b	Screw for Pos. 12c, M8 x 40mm - A2, RR DIN933	00ID7188	4	4	
35c	Nut for Pos. 35b, M8, 304SS	00ID7187	4	4	
39b	O-ring, EPDM, ø44.45 x 3.53mm	96407726	2		
	O-ring, FKM, ø44.45 x 3.53mm	96411713		2	

# Spare Part Kits • Accessories **CRI1**

## Spare Part Kits *(continued)*

FLEXI CLAMP KIT FOR SMALL CRI1S, 1, 3, & 5				
1-1/4" Internal Threaded SS Pipe Stub ( 232 PSI Max.)				
		EPDM	Kit No.	96480856
		FKM	Kit No.	96480857
Pos. No.	Description	Material No.	Qty. Included in each Kit	
12b	Stainless, Internal 1-1/4" -11.5 NPT	410279	2	2
12c	Clamp for Flexi Base & pos.12b	00ID7194	4	4
35b	Screw for Pos. 12c, M8 x 40mm - A2, RR DIN933	00ID7188	4	4
35c	Nut for Pos. 35b, M8, 304SS	00ID7187	4	4
39b	O-ring, EPDM, $\phi$ 44.45 x 3.53mm	96407726	2	
	O-ring, FKM, $\phi$ 44.45 x 3.53mm	96411713		2

FLEXI CLAMP KIT FOR SMALL CRI1S, 1, 3, & 5				
2" External Threaded SS Pipe Stub ( 232 PSI Max.)				
		EPDM	Kit No.	96480852
		FKM	Kit No.	96480853
Pos. No.	Description	Material No.	Qty. Included in each Kit	
12b	Stainless, Internal 2" -11.5 NPT	96468338	2	2
12c	Clamp for Flexi Base & pos.12b	00ID7194	4	4
35b	Screw for Pos. 12c, M8 x 40mm - A2, RR DIN933	00ID7188	4	4
35c	Nut for Pos. 35b, M8, 304SS	00ID7187	4	4
39b	O-ring, EPDM, $\phi$ 44.45 x 3.53mm	96407726	2	
	O-ring, FKM, $\phi$ 44.45 x 3.53mm	96411713		2

AIR VENT FOR SMALL CR				
		Kit No. 91128708		
Pos. No.	Description	Material No.	Qty. Included in each Kit	
117	Pipe for Air Vent, R1/2" , 316SS	330272	1	
118	Automatic Air Vent, Type AE50S 1/2" BSP, SS.	96498508	1	

## Accessories

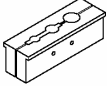
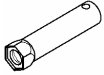
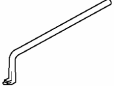

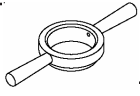
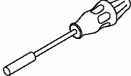
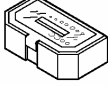

ANSI COMPANION FLANGES FOR SMALL CR				
1-1/4" Threaded Cast Iron, 250 Lb. Class				
		Kit No. 91122260		
Pos. No.	Description	Material No.	Qty. Included in each Kit	
N/A	Nut, HEX 5/8"-11 UNC, Grade 2	00ID1510	8	
N/A	Plain Bolt, 5/8" x 2-1/2", Grade 2	00ID1920	8	
N/A	Flange 1-1/4", Cast Iron	00ID3650	2	
N/A	Gasket Full Face Flange, 1-1/4", 300#, Cut Ring	400201	2	

ANSI COMPANION FLANGES FOR SMALL CR				
1-1/4" Threaded Stainless, 300 Lb. Class				
		Kit No. 91129013		
Pos. No.	Description	Material No.	Qty. Included in each Kit	
N/A	Nut, HEX 5/8"-11 UNC, 18-8SS	0ID00164	8	
N/A	Bolt, HEX 5/8" x 2-3/4", UNC 18-8SS	00ID7241	8	
N/A	Flange 1-1/4" Stainless, ANSI, DIN, JIS PN40/30K,	00ID7239	2	
N/A	Gasket Full Face Flange, 1-1/4", 300#, Cut Ring	400201	2	

VICTAULIC TYPE COMPANION CONNECTIONS FOR SMALL CRI(N)				
		EPDM	Kit No.	4013010
		FKM	Kit No.	0ID00118
Pos. No.	Description	Material No.	Qty. Included in each Kit	
N/A	Victaulic Type Coupling, 1-1/4", EPDM	0ID17810	2	
N/A	Victaulic Type Coupling, 1-1/4", 77 FKM	0ID00112		2
N/A	1-1/4" Stainless NPT Nipple	4000011	2	2

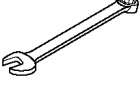
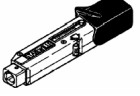
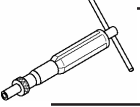




## Special Tools

Tools not generally available from normal sources.

Mat. No.	Description and Use	
00SV0040	<b>Shaft Holder for Dismantling/Assembly</b> Used to hold and protect the shaft during dismantling and assembly.	
00SV2007	<b>Tubular Box Spanner for Shaft Seal 36.1 mm</b> Used to install and remove the shaft seal. Fits a 1/2" drive ratchet.	
00SV0239	<b>Puller for Neck Ring</b> Used to remove the Neck Ring from Chamber.	
00SV2014	<b>Circlip Pliers for Flange Lock Ring</b> Used to remove the Lock Ring for the Flange.	
00SV2066	<b>Tool for Outer Sleeve</b> Used to press sleeve into base. (optional)	
00SV2011	<b>Bit Holder</b> Used with Bits Kit, 1/4"	
00SV2010	<b>Bits Kit</b> NV 5 mm for M6, 1/4" NV 6 mm for M8, 1/4" NV 8 mm for M10, 1/4"	
00SV2012	<b>Hexagon Socket Bit</b> Used for Shaft Seal NV 2.5 mm for M5, 1/4"	

## Standard Tools

In addition to being available from Grundfos, comparable tools can be purchased through normal sources.

Mat. No.	Description and Use	
00SV0083 00SV0055 00SV0056 00SV0054 00SV0122	<b>Wrenches</b> Used to tighten various nuts. NV 10 mm for M6 NV 13 mm for M8 NV 17 mm for M10 NV 19 mm for M12 NV 24 mm for M16	
00SV0292 00SV0269 00SV0400	<b>Torque Wrench</b> Used to torque various screws. 4-20 Nm, 9 x 12 20-100 Nm, 9 x 12 40-200 Nm, 14x18	
00SV0438	<b>Torque Screwdriver</b> Used to tighten various nuts. 1-6 Nm, 1/4"	
00SV0295	<b>Ratchet Spanner for all Adapters</b> 9 mm x 12 mm, 1/2"	
00SV0296 00SV0297 00SV0298	<b>Socket Spanner with Inside Hex</b> NV 5 mm for M6, 1/2" x 1/2" NV 6 mm for M8, 1/2" x 1/2" NV 8 mm for M10, 1/2" x 1/2"	
00SV0310 00SV0294 00SV0270 00SV0271 00SV0524	<b>Ring Spanner</b> NV 10 mm for M6 NV 13 mm for M8 NV 17 mm for M10 NV 19 mm for M12 NV 24 mm for M16	
00SV2013	<b>Socket Spanner</b> NV 13 mm for M8, 9 x 12	



L-CR-SM-034 | 05/04  
PRINTED IN USA

Subject to alterations.

**GRUNDFOS Pumps Corporation**  
17100 W. 118th Terrace  
Olathe, Kansas 66062  
Phone: 913.227.3400  
Fax: 913.227.3500

**GRUNDFOS Canada, Inc.**  
2941 Brighton Road  
Oakville, Ontario L6H 6C9 Canada  
Phone: 905.829.9533  
Fax: 905.829.9512

**Bombas GRUNDFOS de Mexico S.A. de C.V.**  
Boulevard TLC No. 15  
Parque Industrial Stiva Aeropuerto  
Apodaca, N.L. Mexico 66600  
Phone: 52.81.8144.4000  
Fax: 52.81.8144.4010

[www.grundfos.com](http://www.grundfos.com)

**GRUNDFOS**