

UP timer

Specifications (previous/current)

Type: 24 hr. 3-position on/timer/off 15-minute interval

- Size: 3.77 x 2.85 x 1.25".
- Supply voltage: 120 VAC.
- Power consumption: 1 VA.

Switch rating: SPDT

- Resistive: 21A/6 A.
- Tungsten: 1350 W.
- Inductive: 1 HP @ 120 VAC; 2 HP @ 240 VAC.

Wiring connections: 1/4" quick-connects.


Installation

Indoor, wired and mounted on the UP terminal box.

Part number: 505474/599288.

Features

- Compact and contemporary design.
- Captive trippers are easy to set, cannot be lost.
- Quartz drive provides 7-day carry-over.
- Synchronous drive for greatest accuracy, lowest cost.
- UL-recognized, CSA-listed.



Previous timer
Date codes 9132-0527

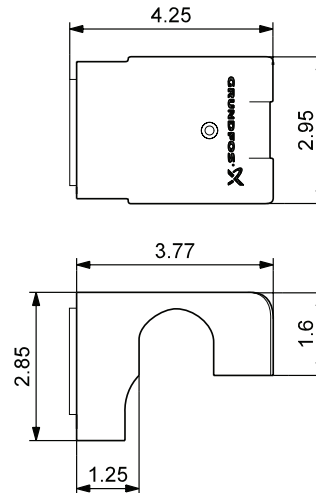
Current timer
Date codes 0528 and after

TM03 7893 0307

Timer control

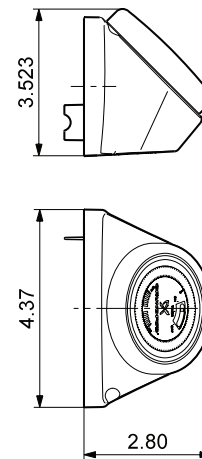
Product number	Description	Shipping weight	Length		Height		Width	
		[oz.]	[mm]	[inch]	[mm]	[inch]	[mm]	[inch]
505474	24-hour programmable clock/timer for use with single speed. Series UP (115 V) circulator* for date codes 9132 - 0527	10	62	2 7/16	32	1 17/64	60	2 3/8
599388	24-hour programmable clock/timer for use with single speed. Series UP (115 Vt) circulator* for UP 15 only date code 0528 and after	10	62	2 7/16	32	1 17/64	60	2 3/8

Fig. 10 UP timers



TM03 4406 3507

Fig. 11 Timer dimensions, previous version



TM03 9076 3307

Fig. 12 Timer dimensions, current version

AquaStat

Specifications

Description: Thermostatic switch.

Type: Bi-metallic disc, snap acting.

Enclosure: environmentally sealed.

Mounting:

- Clip-on mount for 1/2" I.D. copper tube (5/8" O.D.).
- Clip-on mount for 3/4" I.D. copper tube (7/8" O.D.).

Contact rating:

- 10 A @ 120 VAC, 60 Hz resistive.
- 5 A @ 240 VAC, 60 Hz resistive.

Temperature rating

Low-temp model

- 105±5 °F (40±2 °C) pump switches off.
- 85±6 °F (29±3 °C) pump switches on.

High-temp model

- 115±5 °F (46±2 °C) pump switches off.
- 105±5 °F (40±2 °C) pump switches on.

Leads:

- 2 leads, AWG 18, 14".
- 12", black insulation, silicon or epoxy overmold.
- 1/2" strip length.

Application:

- Clip-on thermostatic control for the UP circulators.

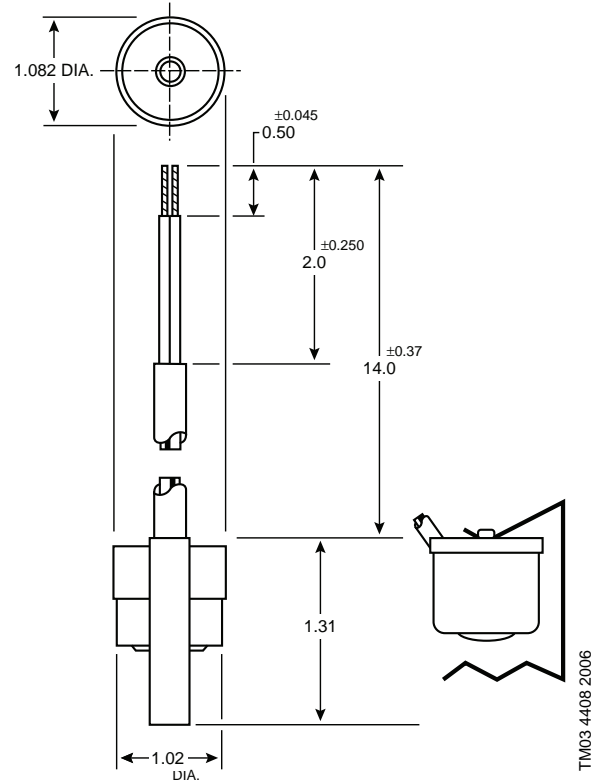


Fig. 13 AquaStat dimensions



Fig. 14 AquaStat

Thermostatic controls

Product number	Description	Shipping weight [oz.]
595443	Aquastat set, 1/2" clip-on mount for 5/8" O.D. system piping size, 85 °F - 105 °F* (1/2" I.D. copper tubing or 3/8" steel pipe) shielded wire, with PVC jacketed cable	1 lb
595444	Aquastat set, 3/4" clip-on mount for 7/8" O.D. system piping size, 85 °F - 105 °F* (3/4" I.D. copper tubing or 1/2" steel pipe) shielded wire, with PVC jacketed cable	1 lb
595656	Aquastat set, 1/2" clip-on mount for 5/8" O.D. system piping size, 105 °F - 115 °F* (1/2" I.D. copper tubing or 3/8" steel pipe) shielded wire, with PVC jacketed cable	1 lb
595657	Aquastat set, 3/4" clip-on mount for 7/8" O.D. system piping size, 105 °F - 115 °F* (3/4" I.D. copper tubing or 1/2" steel pipe) shielded wire, with PVC jacketed cable	1 lb

Packaged dielectric isolation valve sets



TM03 7901 0307

Fig. 15 Dielectric isolation valves

Pump connection	Pipe connection type and size		Approx. shipping weight	Face to face [A*]	Center of port to top [B*]	Flange diameter [C*]	Center of valve to handle end [D*]	
	NPT	Solder						
GF 15/26 flange	Bronze	1/2"	591202	2 / 13	2 27/32	51 / 2	4 3/16	3 29/64
		3/4"	591203	3 / 2	3 3/64	57 / 2 1/4	4 3/16	3 3/4
		1"	591204	4 / 8	3 35/64	67 / 2 21/32	4 3/16	4 17/32
		1-1/4"	591205	4 / 13	4 1/32	75 / 2 31/32	4 3/16	4 35/64
		1-1/2"	591206	4 / 14	4 7/64	75 / 2 31/32	4 3/16	4 5/8
		1/2"	591207	2 / 12	2 49/64	51 / 2	4 3/16	3 15/32
		3/4"	591208	3 / 4	3 1/4	57 / 2 1/4	4 3/16	3 47/64
		1"	591209	4 / 8	3 55/64	67 / 2 21/32	4 3/16	4 1/2
		1-1/4"	591210	4 / 13	4 1/2	75 / 2 31/32	4 3/16	4 35/64
		1-1/2"	591211	4 / 15	4 37/64	75 / 2 31/32	4 3/16	4 9/16

Note: Each set contains
 2 each - rotating flanges, lever-handled full-ported ball valve, EPDM gaskets, dielectric sleeves.
 4 each - 7/16" X 1-3/4" bolts with nuts.

* Further information about these figures can be found at page 70.