

# TOPV

## effluent vortex pump with vertical float switch

Thanks to the proven VORTEX system, this submersible pump allows the clearing of dirty water containing suspended solid bodies without any risk of clogging the impeller.



### RANGE OF PERFORMANCE

Capacity up to 47 gpm  
Head up to 23 ft

### LIMITS OF USE

Depth up to 10 ft  
Liquid temperature up to 104°F - continuous duty.  
Solid handling up to Ø 3/4"  
Drainage level 1" from the bottom

### CONSTRUCTION AND SAFETY STANDARDS

EN 60 335-1      EN 60034-1  
IEC 335-1        IEC 34-1  
CEI 61-150       CEI 2-3



### INSTALLATION AND USE

THE **TOP - VORTEX PUMP** IS SUITABLE FOR DRAINING DIRTY WATER THAT IS CHEMICALLY NON AGGRESSIVE. THE CONSTRUCTION GUARANTEES SIMPLE AND SAFE OPERATION DUE TO THE COMPLETE COOLING OF THE MOTOR BY THE PUMPED WATER AND THE DOUBLE SEAL DESIGN. IT IS RECOMMENDED FOR DOMESTIC USE, FOR THE CLEARING OF DIRTY WATER, FOR EMPTYING TANKS, DOMESTIC DRAINS AND COLLECTION TRAPS, EVEN WITH SUSPENDED SOLID BODIES WITH DIMENSIONS UP TO Ø 3/4".

**GUARANTEE 2 YEAR** subject to our general terms of sale.

### CONSTRUCTION CHARACTERISTICS

- **DELIVERY BODY:** glass filled technopolymer, particularly resistant to impact and corrosion, with threaded port.
- **SUCTION GRID:** technopolymer.
- **IMPELLER:** technopolymer.
- **MOTOR SUPPORT:** stainless steel AISI 304.
- **MOTOR SHAFT:** stainless steel EN 10088-3 - 1.4104.
- **DOUBLE SEAL:** mechanical seal ceramic - graphite - NBR, with oil barrier chamber and inner lip seal to protect the seal in the event of dry running.
- **MOTOR:** submersible asynchronous single-phase for continuous duty.
- **TOP-VORTEX:** single-phase 115 V or 230 V - 60 Hz with capacitor and thermal overload protector.
- **INSULATION:** class F. • **PROTECTION:** IP 68.
- **REGISTERED MODEL n° 72765.**

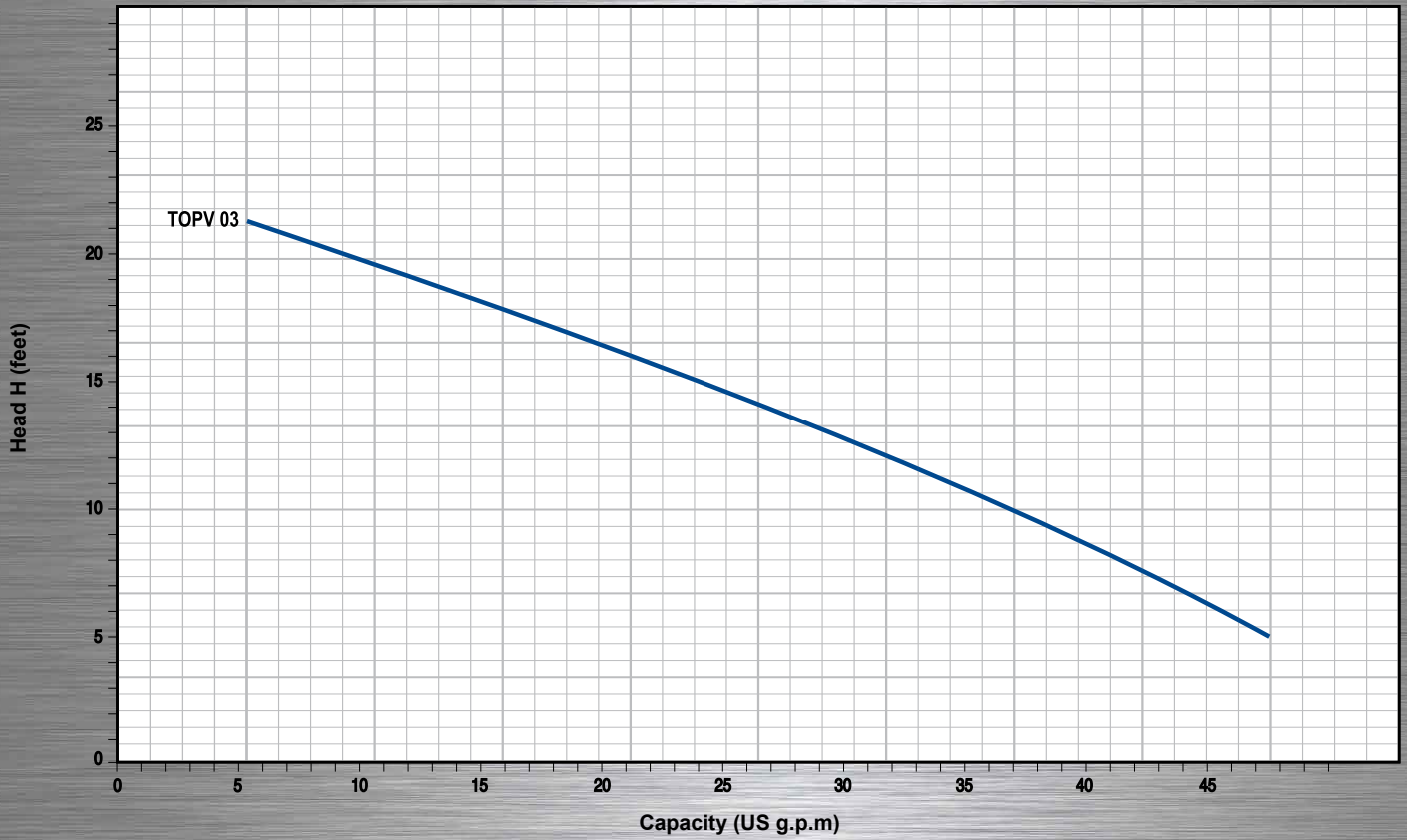
### STANDARD FEATURES:

**TOP-VORTEX**      Vertical Float switch  
                            Hosetail  
                            Neoprene power cord "H05 RN-F"  
                            length 15 ft.

### OPTIONS ON REQUEST

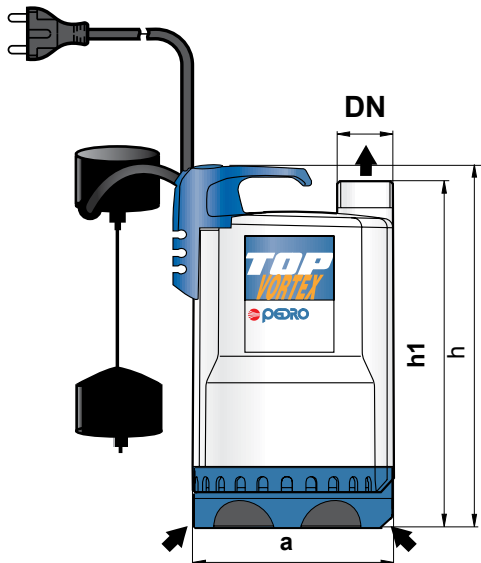
- special mechanical seal
- 30 ft power cord
- other voltages or frequency 50 Hz



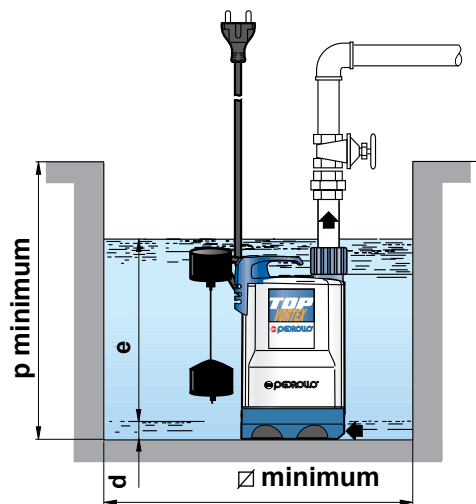


MODEL	HP	CAPACITY GPM	0	5	10	15	21	26	31	37	42	47
1 PH												
TOPV 03	0.33	H Feet	23	21	19	17	15	13	11	9	8	4

**DIMENSIONS AND WEIGHTS**



**Typical installation**



MODEL	DISCH	DIMENSIONS INCHES							LBS
1 PH	DN	a	h	h1	d	e	p	Ø min	
TOPV 03	1 1/4"	6.0	11.3	10.6	1.0	Adjustable	13.7	13.7	11.0